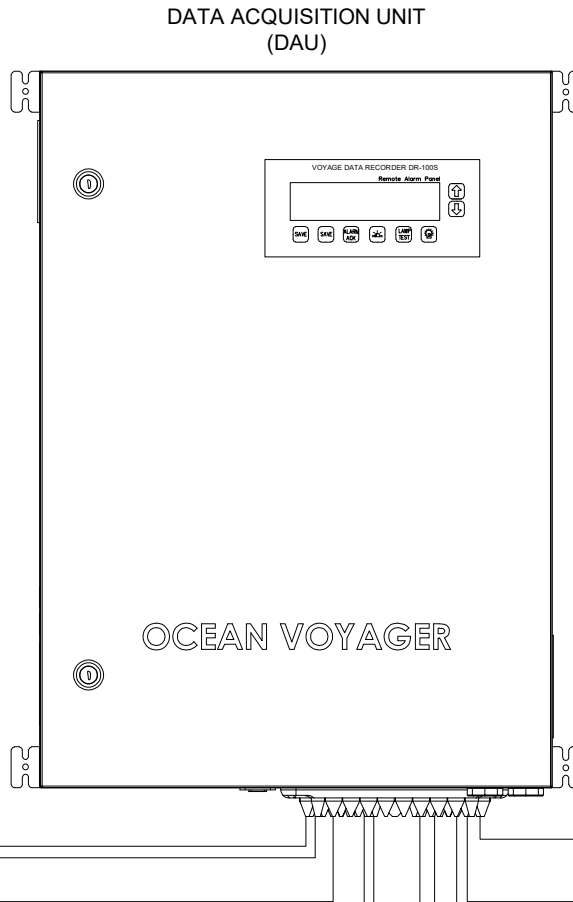
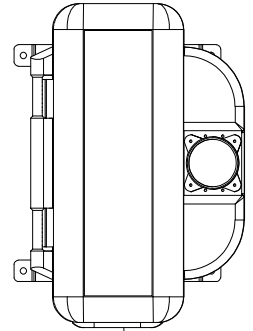


ALL EQUIPMENT CONFIGURATION



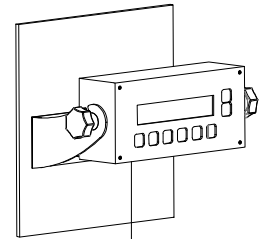
OPTIONAL FRM

FLOAT FREE CAPSULE (FFC)



LAN+Power

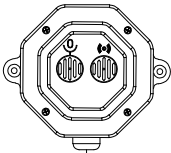
REMOTE ALARM PANEL (RAP)



RS232+Power

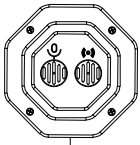
OPTIONAL RAP

OUTDOOR MICROPHONE UNIT (OMU)
2 Pcs



Audio+Power

INDOOR MICROPHONE UNIT (IMU)
4 Pcs

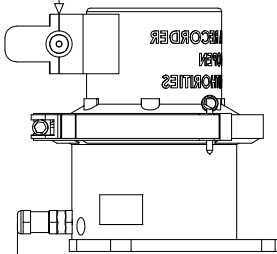


Audio+Power

UNDERWATER LOCATING DEVICE (ULD)



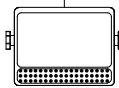
FIXED PROTECTIVE CAPSULE (FPC)



LAN+Power


STANDARD SOURCE EQUIPMENT CONFIGURATION

Contact Signal



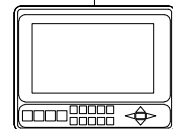
BRIDGE ALARM MANAGEMENT SYSTEM (BAMS)

Audio



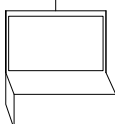
VHF AUDIO
2 Ch

NMEA



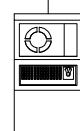
SERIAL DATA
5 Ch

LAN



UDP RADAR/ECDIS
2 Ch

Video



VGA RADAR/ECDIS
2 Ch

OPTIONAL SOURCE EQUIPMENT CONFIGURATION