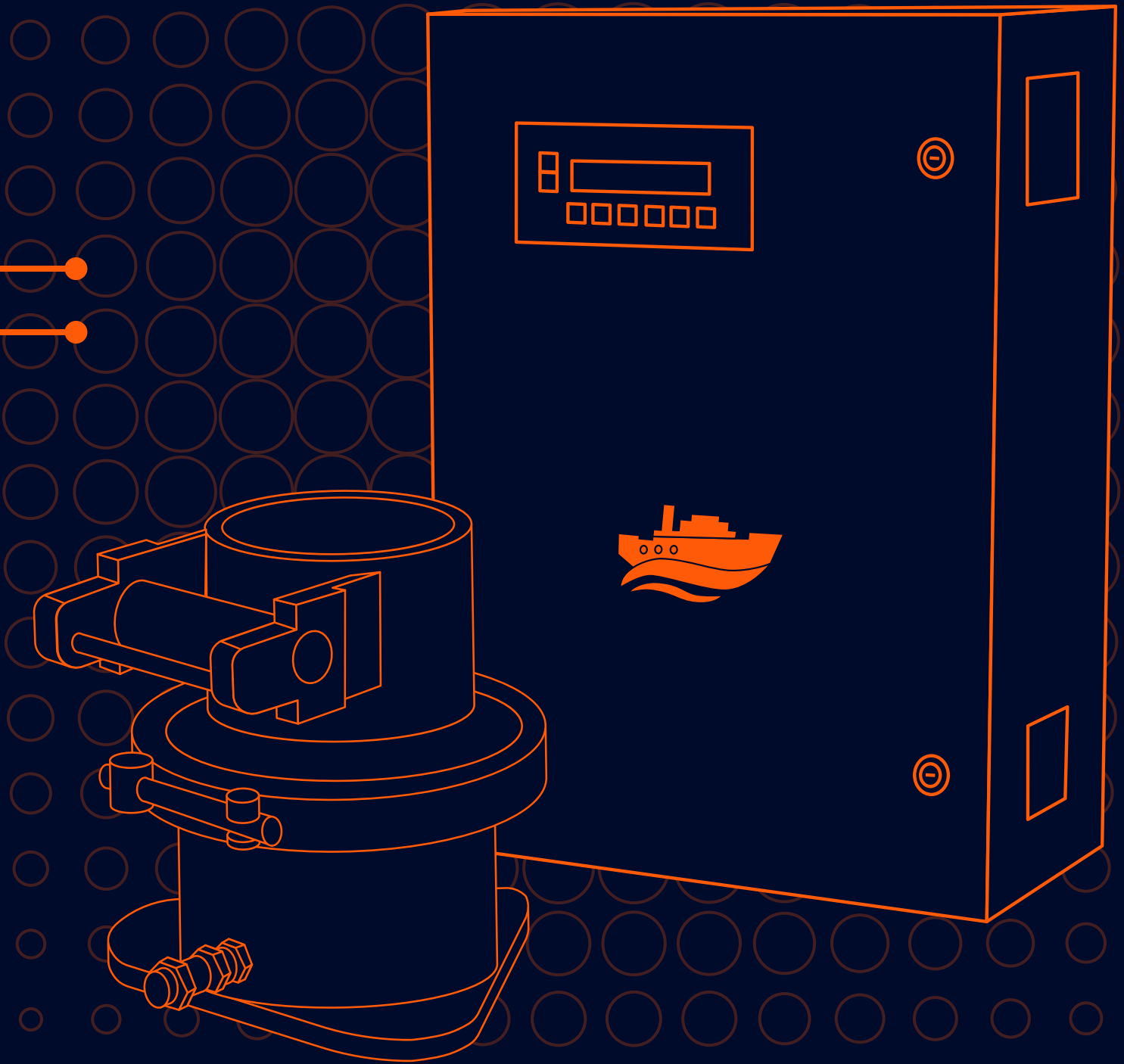


OCEAN VOYAGER

DR-100S

Simplified Voyage Data Recorder

Meets all IMO performance standards and offers additional tracking and monitoring features.



Easy to
Install and
Maintain



Flexible
Configuration
and Software



Solidity
Strength
Stability



Affordable
Hardware
Prices

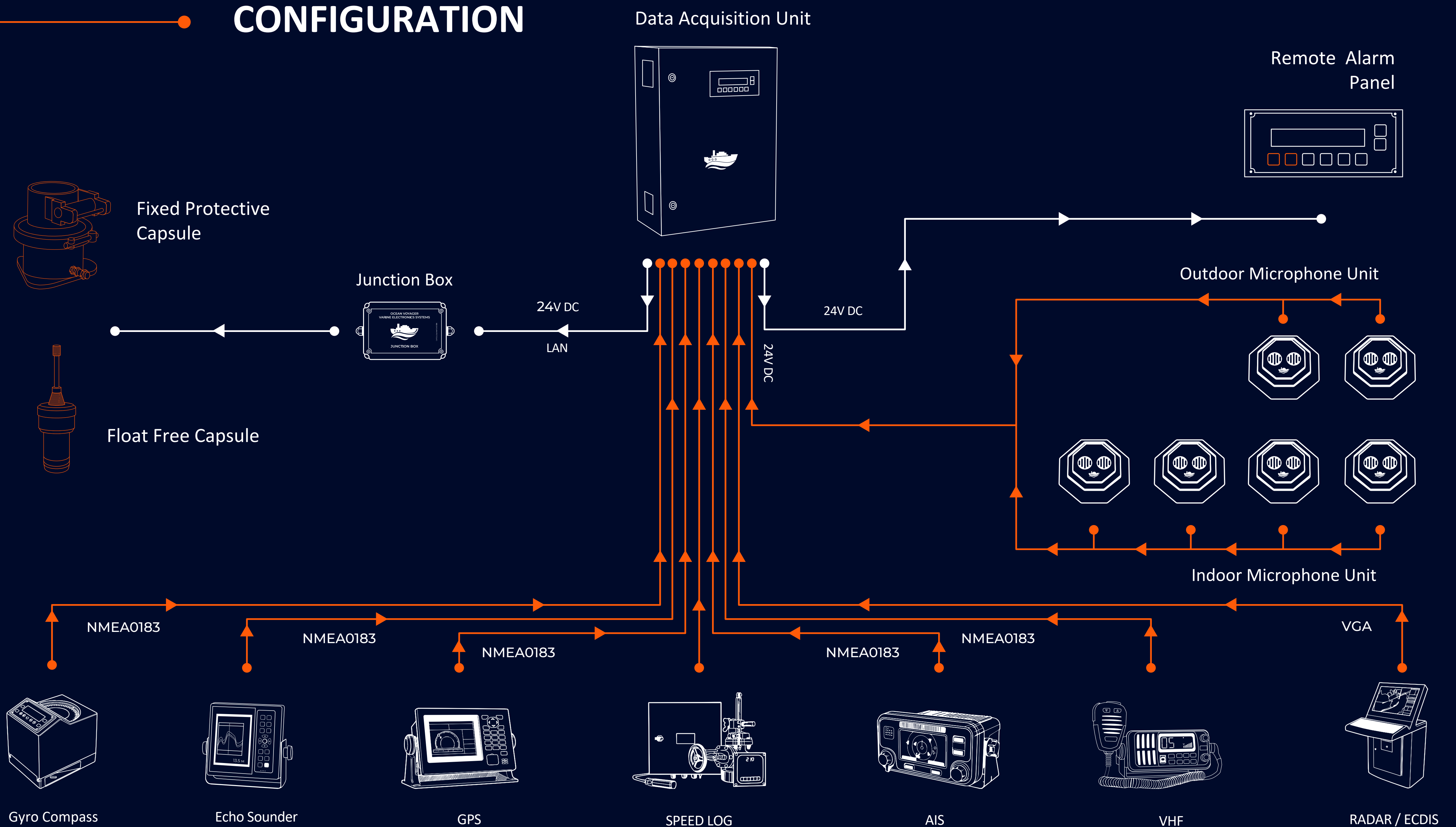


High
Quality
Service

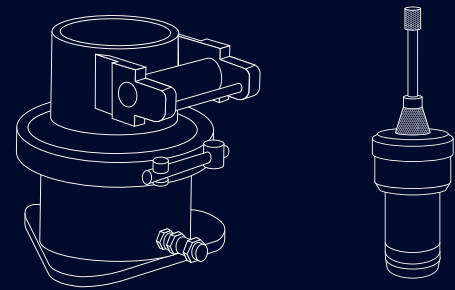


Compliance
With latest
Standards

CONFIGURATION




COMPLIANCE WITH THE LATEST STANDARDS




Equipped with Fixed or
Float type Capsule



Data Storage 12 hours in
Fixed / Float type Capsule




Data Storage 24 hours in
Internal Memory



Nav-Com recording of;
AIS, Gyro, E. Sounder, S. Log, GPS



Image recording of;
Radar or ECDIS



TFT-LCD Display with 2
set up option



Audio recording of; 2 Ch.
VHF Radio Station



Audio recording of;
6 Ch. Microphone

Type Approval Requirements

SOLAS 74 REG. V/18, SOLAS 74 REG. X/3 IMO RES. MSC. 36(63) – (1994 HSC CODE) 13 , IMO RES. MSC. 97(73) – (2000 HSC CODE) 13

Standarts

EN 60945:2002, EN 61162-1:2016, EN 61162-2:1998, EN 61162-450: 2018, EN 61196-2:2008, EN 62288: 2014, EN IEC 62923-1:2018, EN IEC 62923-2

VDR app can be used for to view live data, apply configuration changes, download, and display recorded data by connecting a proper computer

TECHNICAL SPECIFICATIONS

Simplified Voyage Data Recorder

Model: DR-100S

DR-100S TECHNICAL SPECIFICATIONS		
Name	Simplified Voyage Data Recorder (S-VDR) System	
Model	DR-100S	
Remote Alarm Panel	TFT- LCD Display, Built-in Speaker, Push Button, Illumination, Touch Panel	
Model	DR-106	
Sensor Data	Date & Time, Ship's Position, Speed, Heading, Depth, AIS	
Audio Data	Microphone, VHF	
Image Data	Radar / ECDIS	
Recording Time	Solid State Drive	Up to 24 hours Data Recording, 128 GB TB Capacity
	USB Emergency Backup Disk	Up to 4 Hours Data Recording, 32 GB Capacity
	Fixed Protective Capsule	Up to 12 hours Data Recording, 256 GB TB Capacity
	Float Free Capsule	Up to 12 hours Data Recording, 256 GB TB Capacity
Data Recording Interval	Sensor Data	Depends on the Input from Sensor (Normally 1 Seconds)
	Audio Data	Continuous
	Image Data	1 Image / 15 Seconds

Serial Port	IEC61162-1 (38400bps)	IEC61162-2 (4800bps)
LAN	IEC61162-450	
Microphone Audio Input	6 Ports	
VHF Audio Input	2 Ports	
Radar / ECDIS Input	UDP or VGA / DVI / HDMI / YPbPr	
Data Acquisition Unit	AC 110 - 240V, 10A, 50/60HZ	
LAN	IEC61162-450	
Remote Alarm Panel	DC 24V	
Microphone Units	DC 24V	
Ship's Emergency Supply	DC 24V	

DR-100S STANDART UNITS				DR-100S ADDITIONAL UNITS			
NO	Component	Part	DR-100S	NO	Component	Part	DR-100S
1	Data Acquisition Unit	DR-102	1 Pcs	1	Video Interface Unit	RMSD-1105	1 Pcs
2	Remote Alarm Panel	DR-106	1 Pcs	2	Float Free Capsule	OVM-1000	1 Pcs
3	Indoor Microphone Unit	DR-101	4 Pcs		** If S-VDR, it is enough to use one of the capsules		
4	Outdoor Microphone Unit	DR-117	2 Pcs	3	30 Days Recording Capacity for DAU		
5	Fixed Protective Capsule	OVM-6000	1 Pcs		** In the standart system, recording capacity 24 hours		

Performance Requirements

2014/90 EU, 2021/1158 EU SOLAS 74 REG. V/20, IMO RES.A.694(17) IMO RES. MSC.36(63)-(1994 HSC Code) 13 IMO RES. MSC.97(73)-(2000 HSC Code) 13 IMO RES. MSC.191(79) IMO RES. MSC.302(87), IMO RES. MSC.333(90)

APPLICATION

With a user-friendly interface, VDR system is designed for ease of use, ensuring that operators can navigate and utilize it effectively.

Real Time Data

The interface shows a 'Source' selection menu with options: AIS COM1, Distribution Panel COM1, Gps COM2, Echo Sounder COM3, Speed Log COM4, Gps COM5, and Remote Alarm Panel COM6. Below is a 'Realtime Logs' table:

Name	Port	Serial	Timestamp
Distribution Panel	COM21	SPDL1,127.44.1.3030,1,2070*18	2021-08-24 07:45:48.831
Distribution Panel	COM21	SPDL1,127.44.1.3030,1,2070*10	2021-08-24 07:45:47.825
Distribution Panel	COM21	SPDL1,127.44.1.3030,1,2070*18	2021-08-24 07:45:48.825
Distribution Panel	COM21	SPDL1,127.44.1.3030,1,2070*18	2021-08-24 07:45:48.830
Distribution Panel	COM21	SPDL1,127.38.1.3030,1,2070*13	2021-08-24 07:45:44.823
Distribution Panel	COM21	SPDL1,127.44.1.3030,1,2070*18	2021-08-24 07:45:43.833

Player

The VDR Player interface displays a central radar screen (XBAND_RADAR) with a scale of 0.5. Navigation data includes: Date: 2023-05-27, Time: 11:27:15, Latitude: 30°09.530'N, Longitude: 122°00.595'E, COG: 292°, SOG: 0 kts. AIS data shows MMSI: 412047650 and MMSI: 413363160. Other parameters include Altitude: 37 m, Quality: DGPS, HDOP: 1, SAT: 8, Water Depth: -, Offset: -, True Heading: 115.1°, and Alarms: (135).

Configuration

The configuration screen shows status for various components: Bridge 3 (Channel: Channel 3, Source: Indoor), Bridge 4 (Channel: Channel 4, Source: Indoor), Port Bridge Wing (Channel: Channel 5, Source: Outdoor), Starboard Bridge Wing (Channel: Channel 6, Source: Outdoor), Main VHF (Channel: Channel 7, Source: External), and Sub-VHF (Channel: Channel 8, Source: External). Each component has an 'Active' status indicator and a 'TEST' button.

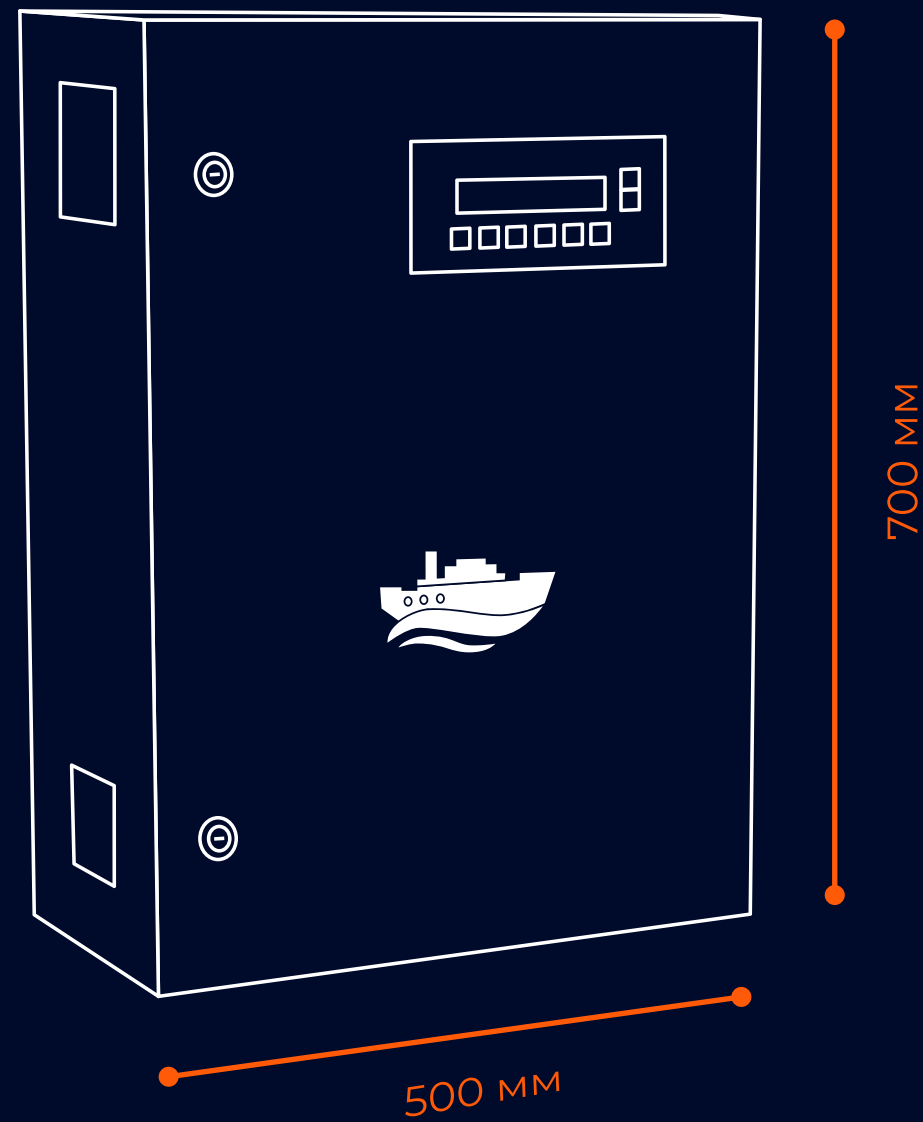
The system status interface displays: Uptime: 1 day, 2h, 48m and 29s; App Version: 6.1.0.0; Release Date: 23.11.2021 23:28:44. Performance metrics include: CPU Temperature: 38.0°C; Memory Information: Total Memory 7.7 GB, Used Memory 1.9 GB, Free Memory 5.8 GB; Disk Information: /dev/sda1 (0.50 GB), /dev/sdb1 (28.65 GB); Inlet Fan Speed: 3090 rpm; Outlet Fan Speed: 3000 rpm; Temperature: 26.50°C.

The 'Connect to device' dialog asks 'What device do you want to connect to?' and offers three options: DAU (Data Acquisition Unit), FPC (Fibre Protected Capsule), and FFC (Fibre Free Capsule). A 'CONNECT' button is visible at the bottom.

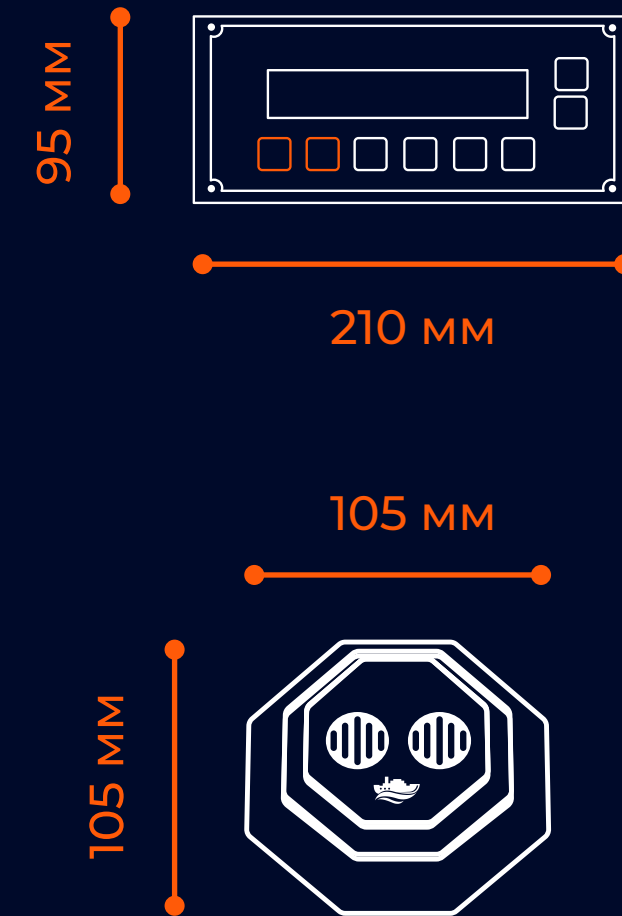
The configuration screen shows details for: Gps (Base Rate: 4000, Stop Btu: 0, Alert Timeout: 3000ms); Speed Log (Base Rate: 4000, Stop Btu: 0, Alert Timeout: 3000ms); and Echo Sounder (Base Rate: 4000, Stop Btu: 0, Alert Timeout: 3000ms). Each component has fields for Manufacturer, Model, and Serial Number, along with an 'Active' status indicator and a 'TEST' button.

Dimensions

Data Acquisition Unit

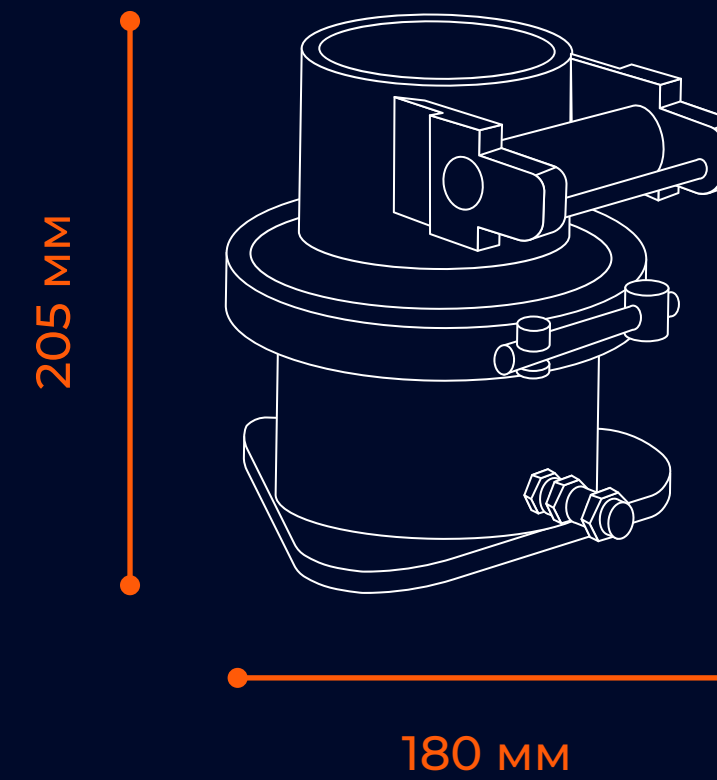


Remote Alarm Panel

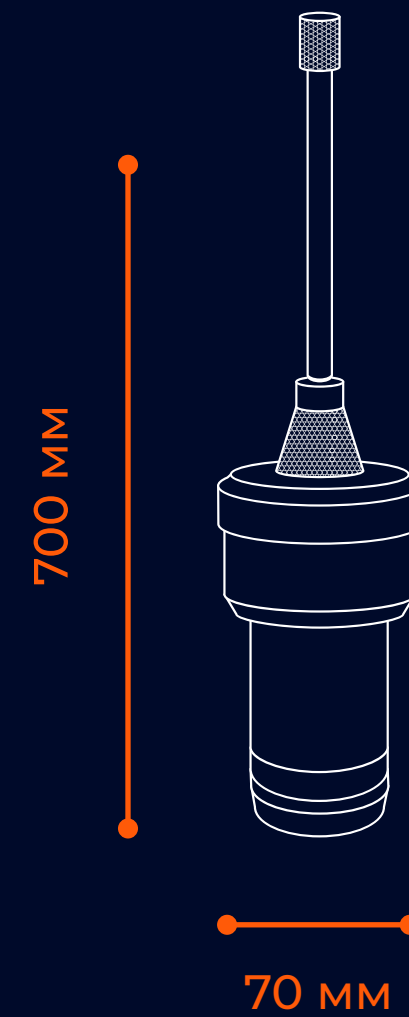


Indoor & Outdoor Microphone Unit

Fixed Protective Capsule



Float Free Capsule



OCEAN VOYAGER

+90 216 759 68 17

www.oceanvoyagermarine.com

sales@oceanvoyagermarine.com

technic@oceanvoyagermarine.com

“A PARTNER OF YOUR VOYAGE”

